



Location: CMA1b - Oil Street Site Office

Report on 24-hour TSP monitoring

Action Level ( $\mu\text{g}/\text{m}^3$ ) - 176.7

Limit Level ( $\mu\text{g}/\text{m}^3$ ) - 260

Date	Sampling Time	Weather Condition	Filter paper no.	Filter Weight, g		Elapse Time, hr		Sampling Time, hr	Flow Rate, $\text{m}^3/\text{min}$			Total Volume, $\text{m}^3$	TSP Level, $\mu\text{g}/\text{m}^3$
				Initial	Final	Initial	Final		Initial, $Q_{si}$	Final, $Q_{sf}$	Average		
2-Dec-14	8:00	Cloudy	010158	2.7625	2.9073	5515.47	5539.47	24.00	0.99	0.99	0.99	1427	101
8-Dec-14	8:00	Fine	010447	2.7510	2.8776	5542.47	5566.47	24.00	0.99	0.99	0.99	1426	89
13-Dec-14	8:00	Fine	009886	2.7770	2.9347	5569.47	5593.47	24.00	1.11	1.10	1.10	1590	99
19-Dec-14	8:00	Rainy	010428	2.7569	2.8613	5596.47	5620.47	24.00	1.02	1.01	1.01	1460	72
23-Dec-14	8:00	Cloudy	010419	2.7594	2.8819	5623.47	5647.47	24.00	1.07	1.06	1.06	1530	80

Report on 1-hour TSP monitoring

Action Level ( $\mu\text{g}/\text{m}^3$ ) - 320.1

Limit Level ( $\mu\text{g}/\text{m}^3$ ) - 500

Date	Sampling Time	Weather Condition	Filter paper no.	Filter Weight, g		Elapse Time, hr		Sampling Time, hr	Flow Rate, $\text{m}^3/\text{min}$			Total Volume, $\text{m}^3$	TSP Level, $\mu\text{g}/\text{m}^3$
				Initial	Final	Initial	Final		Initial, $Q_{si}$	Final, $Q_{sf}$	Average		
3-Dec-14	8:18	Cloudy	010442	2.7444	2.7547	5539.47	5540.47	1.00	1.04	1.04	1.04	63	165
3-Dec-14	9:30	Cloudy	010443	2.7437	2.7544	5540.47	5541.47	1.00	1.04	1.04	1.04	63	171
3-Dec-14	13:00	Cloudy	010445	2.7270	2.7414	5541.47	5542.47	1.00	1.04	1.04	1.04	63	230
9-Dec-14	9:10	Fine	010710	2.7529	2.7595	5566.70	5567.77	1.07	0.99	0.99	0.99	64	104
9-Dec-14	10:14	Fine	010707	2.7516	2.7593	5567.88	5568.88	1.00	0.99	0.99	0.99	59	130
9-Dec-14	13:00	Fine	010704	2.7893	2.7991	5569.88	5570.88	1.00	0.99	0.99	0.99	59	165
15-Dec-14	8:04	Fine	010561	2.7289	2.7385	5593.47	5594.47	1.00	1.04	1.04	1.04	63	153
15-Dec-14	9:15	Fine	010425	2.7329	2.7420	5594.47	5595.47	1.00	1.04	1.04	1.04	63	145
15-Dec-14	10:25	Fine	010427	2.7685	2.7766	5596.47	5597.47	1.00	1.04	1.04	1.04	63	130
20-Dec-14	8:06	Rainy	010423	2.7508	2.7559	5620.47	5621.47	1.00	1.07	1.07	1.07	64	80
20-Dec-14	9:17	Rainy	010414	2.7656	2.7695	5621.47	5622.47	1.00	1.07	1.07	1.07	64	61
20-Dec-14	10:26	Rainy	010416	2.7561	2.7622	5622.47	5623.47	1.00	1.09	1.07	1.08	65	94
24-Dec-14	8:03	Cloudy	010420	2.7457	2.7510	5647.47	5648.47	1.00	1.06	1.06	1.06	64	83
24-Dec-14	9:10	Cloudy	010406	2.7908	2.7964	5648.47	5649.47	1.00	1.06	1.06	1.06	64	88
24-Dec-14	10:30	Cloudy	010413	2.7556	2.7607	5649.47	5650.47	1.00	1.06	1.06	1.06	64	80



Location: CMA2a - Causeway Bay Community Centre

Report on 24-hour TSP monitoring  
Action Level ( $\mu\text{g}/\text{m}^3$ ) - 169.5  
Limit Level ( $\mu\text{g}/\text{m}^3$ ) - 260

Date	Sampling Time	Weather Condition	Filter paper no.	Filter Weight, g		Elapse Time, hr		Sampling Time, hr	Flow Rate, $\text{m}^3/\text{min}$			Total Volume, $\text{m}^3$	TSP Level, $\mu\text{g}/\text{m}^3$
				Initial	Final	Initial	Final		Initial, $Q_{si}$	Final, $Q_{sf}$	Average		
2-Dec-14	8:00	Cloudy	010159	2.7687	2.7982	15225.41	15249.41	24.00	1.04	1.04	1.04	1495	20
8-Dec-14	8:00	Fine	010448	2.7386	2.9062	15252.41	15276.41	24.00	0.98	0.97	0.97	1403	119
13-Dec-14	8:00	Fine	010200	2.7668	3.0206	15279.41	15303.41	24.00	1.05	1.04	1.05	1505	169
19-Dec-14	8:00	Rainy	010429	2.7430	2.8524	15306.70	15330.70	24.00	1.13	1.12	1.13	1622	67
23-Dec-14	8:00	Cloudy	010418	2.7586	2.9732	15332.66	15356.66	24.00	1.09	1.08	1.09	1565	137

Report on 1-hour TSP monitoring  
Action Level ( $\mu\text{g}/\text{m}^3$ ) - 323.4  
Limit Level ( $\mu\text{g}/\text{m}^3$ ) - 500

Date	Sampling Time	Weather Condition	Filter paper no.	Filter Weight, g		Elapse Time, hr		Sampling Time, hr	Flow Rate, $\text{m}^3/\text{min}$			Total Volume, $\text{m}^3$	TSP Level, $\mu\text{g}/\text{m}^3$
				Initial	Final	Initial	Final		Initial, $Q_{si}$	Final, $Q_{sf}$	Average		
3-Dec-14	8:07	Cloudy	010161	2.7560	2.7652	15249.41	15250.41	1.00	1.04	1.04	1.04	62	148
3-Dec-14	9:13	Cloudy	010444	2.7230	2.7311	15250.41	15251.41	1.00	1.04	1.04	1.04	62	130
3-Dec-14	10:35	Cloudy	010446	2.7311	2.7472	15251.41	15252.41	1.00	1.04	1.04	1.04	62	259
9-Dec-14	8:58	Fine	010718	2.7364	2.7433	15276.41	15277.41	1.00	1.04	1.04	1.04	62	111
9-Dec-14	10:03	Fine	010708	2.7574	2.7653	15277.41	15278.41	1.00	1.04	1.04	1.04	62	127
9-Dec-14	13:00	Fine	010705	2.7673	2.7783	15278.41	15279.41	1.00	1.04	1.04	1.04	62	177
15-Dec-14	8:06	Fine	010560	2.7541	2.7686	15303.41	15304.41	1.00	1.04	1.04	1.04	62	233
15-Dec-14	9:12	Fine	010424	2.7436	2.7537	15304.41	15305.41	1.00	1.04	1.04	1.04	62	163
15-Dec-14	10:15	Fine	010426	2.7531	2.7651	15305.41	15306.41	1.00	1.04	1.04	1.04	62	193
20-Dec-14	8:07	Rainy	010422	2.7509	2.7580	15330.70	15331.70	1.00	1.12	1.12	1.12	67	105
20-Dec-14	9:15	Rainy	010415	2.7709	2.7801	15331.70	15332.70	1.00	1.12	1.12	1.12	67	137
20-Dec-14	10:22	Rainy	010417	2.7636	2.7732	15332.70	15333.70	1.00	1.12	1.12	1.12	67	142
24-Dec-14	8:06	Cloudy	010421	2.7401	2.7492	15356.71	15357.71	1.00	1.02	1.02	1.02	61	149
24-Dec-14	9:13	Cloudy	010412	2.7709	2.7776	15357.71	15358.71	1.00	0.95	0.95	0.95	57	117
24-Dec-14	10:20	Cloudy	010407	2.7782	2.7908	15358.71	15359.71	1.00	1.02	1.02	1.02	61	206



Location: CMA3a - CWB PRE Site Office Area

Report on 24-hour TSP monitoring  
 Action Level ( $\mu\text{g}/\text{m}^3$ ) - 171  
 Limit Level ( $\mu\text{g}/\text{m}^3$ ) - 260

Date	Sampling Time	Weather Condition	Filter paper no.	Filter Weight, g		Elapse Time, hr		Sampling Time, hr	Flow Rate, $\text{m}^3/\text{min}$			Total Volume, $\text{m}^3$	TSP Level, $\mu\text{g}/\text{m}^3$
				Initial	Final	Initial	Final		Initial, $Q_{si}$	Final, $Q_{sf}$	Average		
2-Dec-14	8:00	Cloudy	010207	2.7508	2.8062	2644.55	2668.55	24.00	1.19	1.18	1.19	1709	32
9-Dec-14	15:47	Fine	009885	2.7675	3.0046	2674.55	2698.55	24.00	1.19	1.23	1.21	1742	136
15-Dec-14	15:00	Fine	010725	2.7132	3.0062	2701.55	2725.55	24.00	1.29	1.29	1.29	1857	158
19-Dec-14	8:00	Rainy	010726	2.7169	2.8030	2725.55	2749.55	24.00	1.26	1.26	1.26	1813	47
23-Dec-14	8:00	Cloudy	010782	2.7131	2.8959	2752.55	2776.55	24.00	1.14	1.13	1.14	1638	112

Remarks: Due to interruption of electricity, the 24hr TSP was rescheduled from 8 and 13 December 2014 to 9 and 15 December 2014 respectively.

Report on 1-hour TSP monitoring  
 Action Level ( $\mu\text{g}/\text{m}^3$ ) - 311.3  
 Limit Level ( $\mu\text{g}/\text{m}^3$ ) - 500

Date	Sampling Time	Weather Condition	Filter paper no.	Filter Weight, g		Elapse Time, hr		Sampling Time, hr	Flow Rate, $\text{m}^3/\text{min}$			Total Volume, $\text{m}^3$	TSP Level, $\mu\text{g}/\text{m}^3$
				Initial	Final	Initial	Final		Initial, $Q_{si}$	Final, $Q_{sf}$	Average		
3-Dec-14	8:24	Cloudy	010598	2.7248	2.7339	2668.55	2669.55	1.00	1.16	1.16	1.16	70	131
3-Dec-14	9:30	Cloudy	010599	2.7278	2.7351	2669.55	2670.55	1.00	1.01	1.01	1.01	61	120
3-Dec-14	10:55	Cloudy	010527	2.7111	2.7180	2670.55	2671.55	1.00	1.16	1.16	1.16	70	99
9-Dec-14	10:30	Fine	010600	2.7268	2.7361	2671.55	2672.55	1.00	1.09	1.09	1.09	65	142
9-Dec-14	13:00	Fine	010192	2.7614	2.7706	2672.55	2673.55	1.00	1.02	1.02	1.02	61	151
9-Dec-14	14:25	Fine	010202	2.7701	2.7782	2673.55	2674.55	1.00	1.02	1.09	1.05	63	128
15-Dec-14	9:50	Fine	010720	2.7274	2.7374	2698.55	2699.55	1.00	1.16	1.16	1.16	70	143
15-Dec-14	10:52	Fine	010722	2.7201	2.7282	2699.55	2700.55	1.00	1.09	1.09	1.09	65	124
15-Dec-14	13:00	Fine	010723	2.7292	2.7375	2700.55	2701.55	1.00	1.16	1.16	1.16	70	119
20-Dec-14	8:36	Rainy	010777	2.7074	2.7122	2749.55	2750.55	1.00	1.27	1.27	1.27	76	63
20-Dec-14	9:43	Rainy	010779	2.7231	2.7296	2750.55	2751.55	1.00	1.27	1.27	1.27	76	86
20-Dec-14	10:51	Rainy	010781	2.7269	2.7295	2751.55	2752.55	1.00	1.12	1.12	1.12	67	39
24-Dec-14	8:30	Cloudy	010809	2.7382	2.7430	2776.55	2777.55	1.00	1.11	1.11	1.11	67	72
24-Dec-14	9:35	Cloudy	010810	2.7415	2.7478	2777.55	2778.55	1.00	1.11	1.11	1.11	67	94
24-Dec-14	10:50	Cloudy	010813	2.7233	2.7328	2778.55	2779.55	1.00	1.11	1.11	1.11	67	142



Location: CMA4a - SPCA

Report on 24-hour TSP monitoring

Action Level ( $\mu\text{g}/\text{m}^3$ ) - 171.2

Limit Level ( $\mu\text{g}/\text{m}^3$ ) - 260

Date	Sampling Time	Weather Condition	Filter paper no.	Filter Weight, g		Elapse Time, hr		Sampling Time, hr	Flow Rate, $\text{m}^3/\text{min}$			Total Volume, $\text{m}^3$	TSP Level, $\mu\text{g}/\text{m}^3$
				Initial	Final	Initial	Final		Initial, $Q_{si}$	Final, $Q_{sf}$	Average		
2-Dec-14	8:00	Cloudy	010663	2.7924	2.9449	19481.24	19505.24	24.00	1.27	1.26	1.26	1820	84
8-Dec-14	8:00	Fine	010601	2.7318	2.8927	19508.24	19532.24	24.00	1.24	1.24	1.24	1782	90
13-Dec-14	8:00	Fine	009884	2.7728	3.0376	19535.24	19559.24	24.00	1.25	1.24	1.24	1791	148
19-Dec-14	8:00	Rainy	010727	2.7140	2.8447	19562.24	19586.24	24.00	1.19	1.19	1.19	1712	76
23-Dec-14	8:00	Cloudy	010783	2.7087	2.8810	19589.24	19613.24	24.00	1.19	1.18	1.18	1705	101

Report on 1-hour TSP monitoring

Action Level ( $\mu\text{g}/\text{m}^3$ ) - 312.5

Limit Level ( $\mu\text{g}/\text{m}^3$ ) - 500

Date	Sampling Time	Weather Condition	Filter paper no.	Filter Weight, g		Elapse Time, hr		Sampling Time, hr	Flow Rate, $\text{m}^3/\text{min}$			Total Volume, $\text{m}^3$	TSP Level, $\mu\text{g}/\text{m}^3$
				Initial	Final	Initial	Final		Initial, $Q_{si}$	Final, $Q_{sf}$	Average		
3-Dec-14	8:09	Cloudy	010597	2.7289	2.7352	19505.24	19506.24	1.00	1.18	1.18	1.18	71	89
3-Dec-14	9:16	Cloudy	010526	2.7280	2.7355	19506.24	19507.24	1.00	1.26	1.26	1.26	76	99
3-Dec-14	10:30	Cloudy	010528	2.7194	2.7289	19507.24	19508.24	1.00	1.18	1.18	1.18	71	134
9-Dec-14	10:40	Fine	010579	2.7126	2.7219	19532.24	19533.24	1.00	1.24	1.24	1.24	74	125
9-Dec-14	13:00	Fine	010505	2.7447	2.7527	19533.24	19534.24	1.00	1.29	1.29	1.29	77	104
9-Dec-14	14:16	Fine	010201	2.7671	2.7765	19534.24	19535.24	1.00	1.24	1.24	1.24	74	127
15-Dec-14	9:40	Fine	010719	2.7355	2.7452	19559.24	19560.24	1.00	1.24	1.24	1.24	74	131
15-Dec-14	10:43	Fine	010721	2.7279	2.7365	19560.24	19561.24	1.00	1.24	1.24	1.24	74	116
15-Dec-14	13:00	Fine	010724	2.7323	2.7403	19561.24	19562.24	1.00	1.24	1.24	1.24	74	108
20-Dec-14	8:25	Rainy	010756	2.7353	2.7420	19586.24	19587.24	1.00	1.19	1.19	1.19	71	94
20-Dec-14	9:29	Rainy	010778	2.7045	2.7086	19587.24	19588.24	1.00	1.14	1.19	1.16	70	59
20-Dec-14	13:41	Rainy	010780	2.7212	2.7265	19588.24	19589.24	1.00	1.14	1.19	1.16	70	76
24-Dec-14	8:30	Cloudy	010808	2.7299	2.7350	19613.24	19614.24	1.00	1.13	1.13	1.13	68	75
24-Dec-14	9:40	Cloudy	010811	2.7224	2.7302	19614.24	19615.24	1.00	1.13	1.13	1.13	68	115
24-Dec-14	10:45	Cloudy	010812	2.7271	2.7352	19615.24	19616.24	1.00	1.18	1.18	1.18	71	114



Location: CMA5b - Pedestrian Plaza

Report on 24-hour TSP monitoring

Action Level ( $\mu\text{g}/\text{m}^3$ ) - 181

Limit Level ( $\mu\text{g}/\text{m}^3$ ) - 260

Date	Sampling Time	Weather Condition	Filter paper no.	Filter Weight, g		Elapse Time, hr		Sampling Time, hr	Flow Rate, $\text{m}^3/\text{min}$			Total Volume, $\text{m}^3$	TSP Level, $\mu\text{g}/\text{m}^3$
				Initial	Final	Initial	Final		Initial, $Q_{si}$	Final, $Q_{sf}$	Average		
2-Dec-14	8:00	Cloudy	010160	2.7536	2.8624	20426.60	20450.60	24.00	1.07	1.07	1.07	1543	71
8-Dec-14	8:30	Fine	010716	2.7366	2.9243	3740.48	3764.48	24.00	1.07	1.07	1.07	1543	122
13-Dec-14	15:00	Fine	010769	2.7154	2.7490	3863.48	3887.48	24.00	1.02	1.01	1.01	1460	23
19-Dec-14	7:00	Cloudy	010752	2.7215	2.9455	4030.52	4054.52	24.00	0.88	0.88	0.88	1269	176
23-Dec-14	8:00	Cloudy	010790	2.7349	2.8680	4061.55	4085.55	24.00	1.01	1.00	1.01	1453	92

Report on 1-hour TSP monitoring

Action Level ( $\mu\text{g}/\text{m}^3$ ) - 332

Limit Level ( $\mu\text{g}/\text{m}^3$ ) - 500

Date	Sampling Time	Weather Condition	Filter paper no.	Filter Weight, g		Elapse Time, hr		Sampling Time, hr	Flow Rate, $\text{m}^3/\text{min}$			Total Volume, $\text{m}^3$	TSP Level, $\mu\text{g}/\text{m}^3$
				Initial	Final	Initial	Final		Initial, $Q_{si}$	Final, $Q_{sf}$	Average		
3-Dec-14	8:44	Cloudy	010608	2.7382	2.7399	20450.60	20451.60	1.00	1.07	1.07	1.07	64	27
3-Dec-14	9:48	Cloudy	010607	2.7314	2.7326	20451.60	20452.60	1.00	1.07	1.07	1.07	64	19
3-Dec-14	10:51	Cloudy	010605	2.7558	2.7602	20452.60	20453.60	1.00	1.07	1.07	1.07	64	69
9-Dec-14	9:40	Fine	010647	2.7892	2.8033	3764.48	3765.48	1.00	1.07	1.07	1.07	64	220
9-Dec-14	10:50	Fine	010650	2.7825	2.7971	3765.48	3766.48	1.00	1.07	1.07	1.07	64	227
9-Dec-14	13:05	Fine	010652	2.7941	2.8080	3766.48	3767.48	1.00	1.07	1.07	1.07	64	216
15-Dec-14	15:05	Fine	010584	2.7340	2.7464	3911.51	3912.51	1.00	1.07	1.07	1.07	64	193
15-Dec-14	16:08	Fine	010431	2.7509	2.7628	3912.51	3913.51	1.00	1.07	1.07	1.07	64	185
15-Dec-14	17:11	Fine	010563	2.7348	2.7466	3913.51	3914.51	1.00	1.07	1.07	1.07	64	184
22-Dec-14	9:00	Fine	010732	2.7194	2.7319	4058.56	4059.56	1.00	1.08	1.02	1.05	63	198
22-Dec-14	10:20	Fine	010785	2.7193	2.7339	4059.56	4060.56	1.00	1.02	1.02	1.02	61	239
22-Dec-14	13:00	Fine	010788	2.7205	2.7291	4060.56	4061.56	1.00	0.95	0.95	0.95	57	151
24-Dec-14	9:10	Cloudy	010821	2.7674	2.7740	4085.55	4086.55	1.00	1.00	1.00	1.00	60	110
24-Dec-14	13:00	Cloudy	010824	2.7785	2.7854	4086.55	4087.55	1.00	1.00	1.00	1.00	60	115
24-Dec-14	14:00	Cloudy	010826	2.7638	2.7745	4087.55	4088.55	1.00	1.00	1.00	1.00	60	178

Remark: Due to baseline air quality capturing, the 1hr TSP monitoring was rescheduled from 20 Dec 2014 to 22 Dec 2014.



Location: MA1e - International Finance Centre (Eastern Wing)

Report on 24-hour TSP monitoring

Action Level ( $\mu\text{g}/\text{m}^3$ ) - 173.4

Limit Level ( $\mu\text{g}/\text{m}^3$ ) - 260

Date	Sampling Time	Weather Condition	Filter paper no.	Filter Weight, g		Elapse Time, hr		Sampling Time, hr	Flow Rate, $\text{m}^3/\text{min}$			Total Volume, $\text{m}^3$	TSP Level, $\mu\text{g}/\text{m}^3$
				Initial	Final	Initial	Final		Initial, $Q_{si}$	Final, $Q_{sf}$	Average		
4-Dec-14	8:00	Cloudy	010703	2.7729	2.8532	16162.49	16186.49	24.00	1.29	1.29	1.29	1852	43
8-Dec-14	8:00	Fine	010510	2.7345	2.8558	16186.49	16210.49	24.00	1.28	1.28	1.28	1845	66
13-Dec-14	8:00	Fine	009314	2.7666	3.0881	16213.49	16237.49	24.00	1.31	1.31	1.31	1885	171
19-Dec-14	8:00	Rainy	010441	2.7378	2.8518	16240.50	16264.50	24.00	1.33	1.32	1.33	1910	60
23-Dec-14	8:00	Cloudy	010773	2.7062	2.8660	16267.49	16291.49	24.00	1.32	1.32	1.32	1903	84

Remarks: Due to interruption of electricity, the 24hr TSP was rescheduled from 2 December 2014 to 4 December 2014.

Report on 1-hour TSP monitoring

Action Level ( $\mu\text{g}/\text{m}^3$ ) - 325.1

Limit Level ( $\mu\text{g}/\text{m}^3$ ) - 500

Date	Sampling Time	Weather Condition	Filter paper no.	Filter Weight, g		Elapse Time, hr		Sampling Time, hr	Flow Rate, $\text{m}^3/\text{min}$			Total Volume, $\text{m}^3$	TSP Level, $\mu\text{g}/\text{m}^3$
				Initial	Final	Initial	Final		Initial, $Q_{si}$	Final, $Q_{sf}$	Average		
3-Dec-14	8:15	Cloudy	010694	2.7791	2.7826	16159.49	16160.49	1.00	1.28	1.28	1.28	77	46
3-Dec-14	9:29	Cloudy	010697	2.7881	2.7921	16160.49	16161.49	1.00	1.28	1.28	1.28	77	52
3-Dec-14	10:35	Cloudy	010700	2.7808	2.7848	16161.49	16162.49	1.00	1.28	1.28	1.28	77	52
9-Dec-14	8:40	Fine	010551	2.7418	2.7474	16210.49	16211.49	1.00	1.28	1.28	1.28	77	73
9-Dec-14	9:45	Fine	010553	2.7578	2.7637	16211.49	16212.49	1.00	1.28	1.28	1.28	77	77
9-Dec-14	10:56	Fine	010153	2.7534	2.7603	16212.49	16213.49	1.00	1.28	1.28	1.28	77	90
15-Dec-14	8:30	Fine	010432	2.7594	2.7653	16237.49	16238.49	1.00	1.28	1.28	1.28	77	77
15-Dec-14	9:45	Fine	010435	2.7377	2.7438	16238.49	16239.49	1.00	1.32	1.32	1.32	79	77
15-Dec-14	10:50	Fine	010438	2.7333	2.7369	16239.49	16240.49	1.00	1.28	1.28	1.28	77	47
20-Dec-14	8:20	Rainy	010759	2.7417	2.7493	16264.50	16265.50	1.00	1.32	1.32	1.32	79	96
20-Dec-14	9:25	Rainy	010762	2.7217	2.7268	16265.50	16266.50	1.00	1.32	1.32	1.32	79	64
20-Dec-14	10:30	Rainy	010765	2.7195	2.7231	16266.50	16267.50	1.00	1.32	1.32	1.32	79	45
24-Dec-14	8:30	Cloudy	010776	2.7130	2.7141	16291.49	16292.49	1.00	1.32	1.32	1.32	79	14
24-Dec-14	9:36	Cloudy	010711	2.7449	2.7489	16292.49	16293.49	1.00	1.32	1.32	1.32	79	51
24-Dec-14	10:40	Cloudy	010585	2.7344	2.7428	16293.49	16294.49	1.00	1.32	1.32	1.32	79	106



Location: MA1w - International Finance Centre (Western Wing)

Report on 24-hour TSP monitoring

Action Level ( $\mu\text{g}/\text{m}^3$ ) - 173.4  
 Limit Level ( $\mu\text{g}/\text{m}^3$ ) - 260

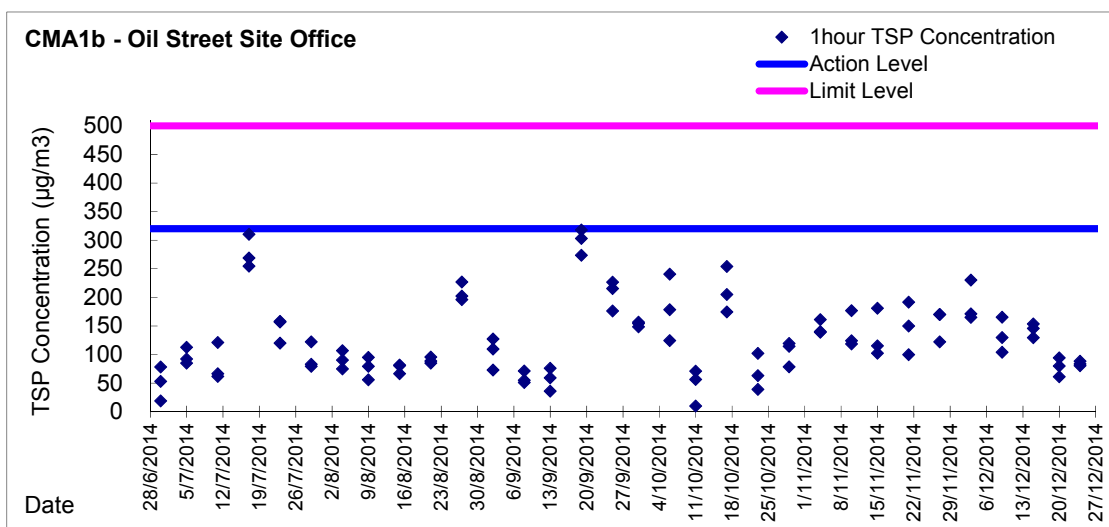
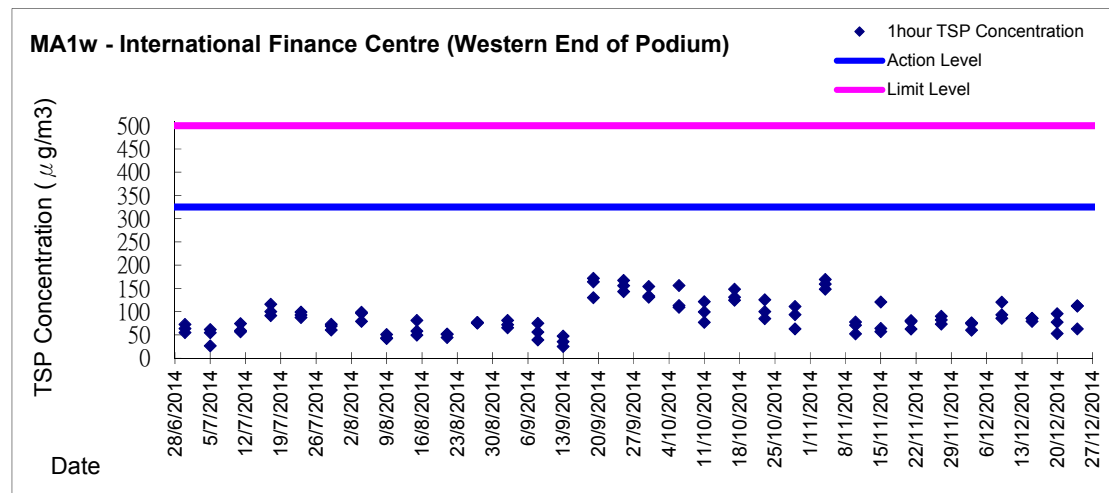
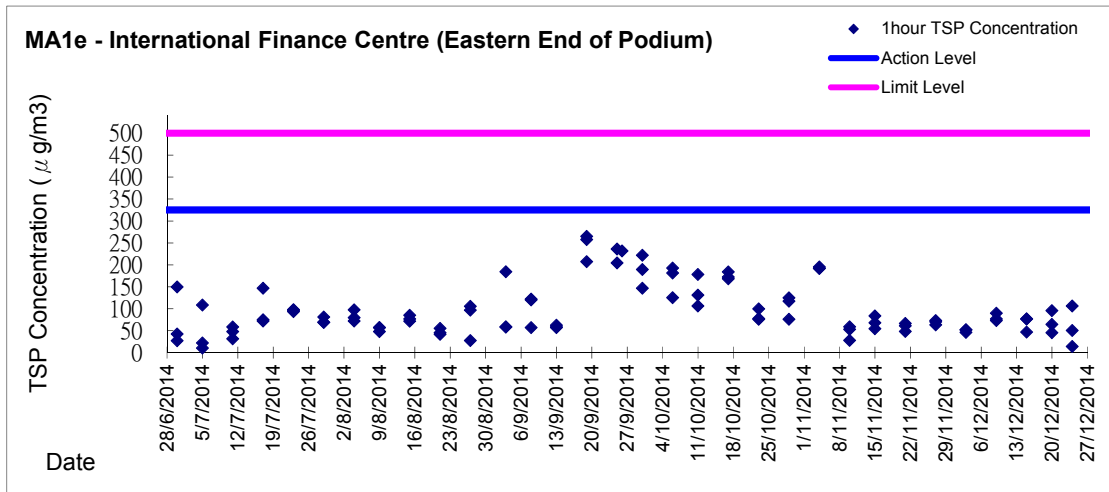
Date	Sampling Time	Weather Condition	Filter paper no.	Filter Weight, g		Elapse Time, hr		Sampling Time, hr	Flow Rate, $\text{m}^3/\text{min}$			Total Volume, $\text{m}^3$	TSP Level, $\mu\text{g}/\text{m}^3$
				Initial	Final	Initial	Final		Initial, $Q_{si}$	Final, $Q_{sf}$	Average		
2-Dec-14	8:00	Cloudy	010674	2.7896	2.9393	16209.62	16233.62	24.00	1.24	1.23	1.24	1781	84
8-Dec-14	8:00	Fine	010676	2.7978	2.9505	16236.62	16260.62	24.00	1.29	1.29	1.29	1855	82
13-Dec-14	8:00	Fine	010152	2.7788	3.0181	16263.62	16287.62	24.00	1.30	1.29	1.29	1865	128
19-Dec-14	8:00	Rainy	010511	2.7260	2.8053	16290.62	16314.62	24.00	1.36	1.36	1.36	1960	40
23-Dec-14	8:00	Cloudy	010774	2.7249	2.8525	16317.62	16341.62	24.00	1.40	1.44	1.42	2045	62

Report on 1-hour TSP monitoring

Action Level ( $\mu\text{g}/\text{m}^3$ ) - 325.1  
 Limit Level ( $\mu\text{g}/\text{m}^3$ ) - 500

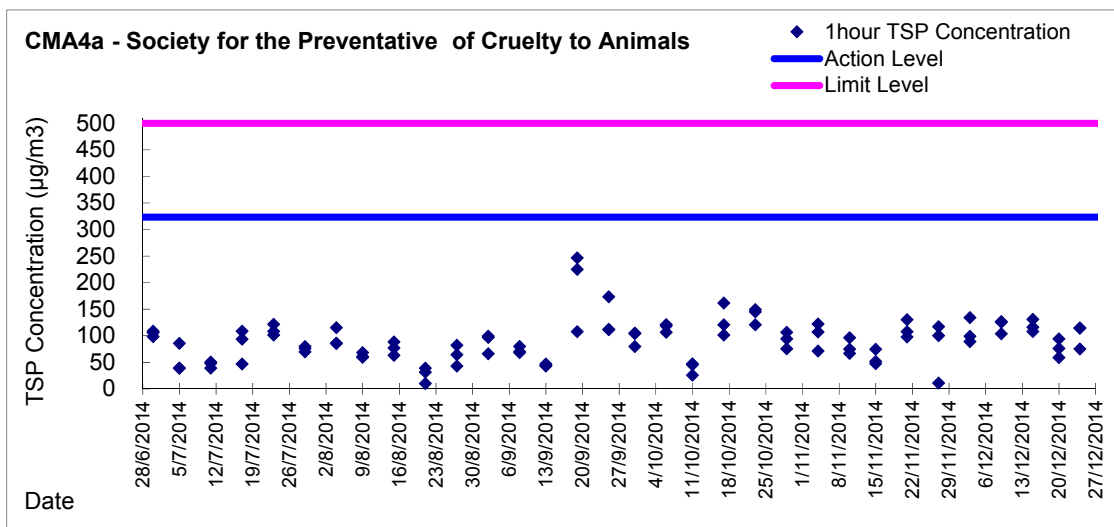
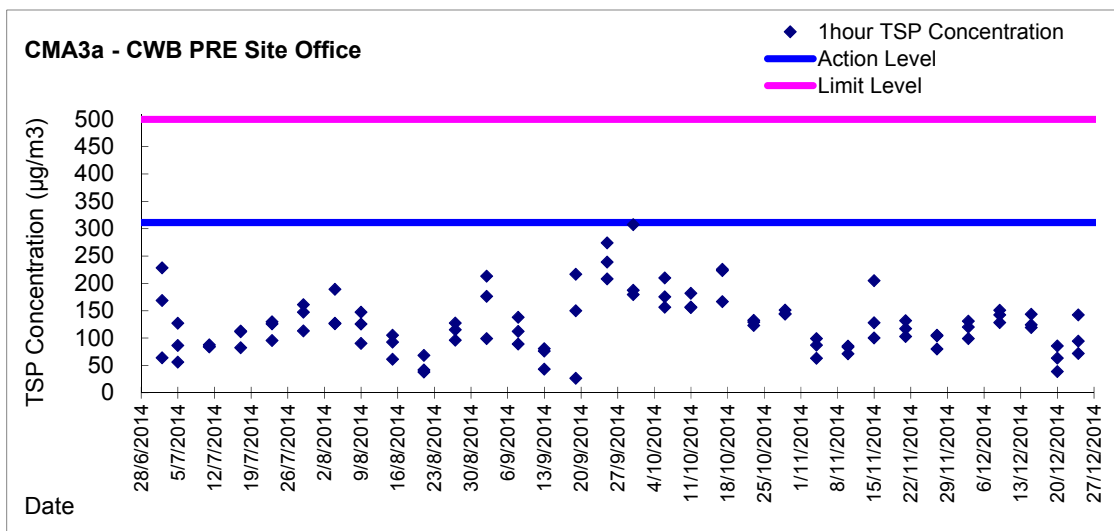
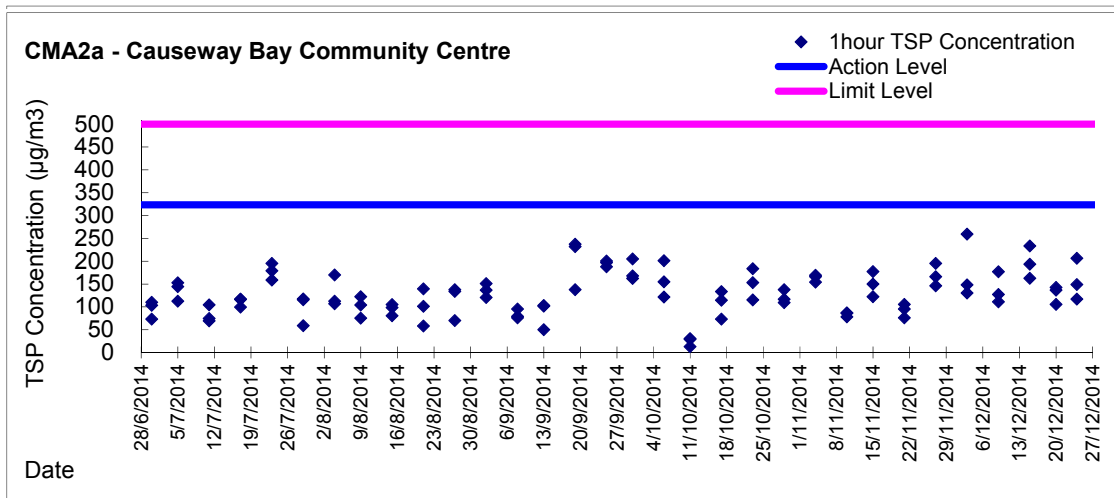
Date	Sampling Time	Weather Condition	Filter paper no.	Filter Weight, g		Elapse Time, hr		Sampling Time, hr	Flow Rate, $\text{m}^3/\text{min}$			Total Volume, $\text{m}^3$	TSP Level, $\mu\text{g}/\text{m}^3$
				Initial	Final	Initial	Final		Initial, $Q_{si}$	Final, $Q_{sf}$	Average		
3-Dec-14	8:30	Cloudy	010695	2.7825	2.7882	16233.62	16234.62	1.00	1.29	1.29	1.29	77	74
3-Dec-14	9:36	Cloudy	010698	2.7860	2.7906	16234.62	16235.62	1.00	1.29	1.29	1.29	77	60
3-Dec-14	10:40	Cloudy	010701	2.7847	2.7906	16235.62	16236.62	1.00	1.29	1.29	1.29	77	76
9-Dec-14	8:45	Fine	010564	2.7760	2.7826	16260.62	16261.62	1.00	1.29	1.29	1.29	77	85
9-Dec-14	9:48	Fine	010554	2.7639	2.7711	16261.62	16262.62	1.00	1.29	1.29	1.29	77	93
9-Dec-14	10:52	Fine	010451	2.7499	2.7592	16262.62	16263.62	1.00	1.29	1.29	1.29	77	120
15-Dec-14	8:13	Fine	010433	2.7494	2.7560	16287.62	16288.62	1.00	1.29	1.29	1.29	77	85
15-Dec-14	9:20	Fine	010436	2.7416	2.7482	16288.62	16289.62	1.00	1.29	1.29	1.29	77	85
15-Dec-14	10:32	Fine	010439	2.7374	2.7435	16289.62	16290.62	1.00	1.29	1.29	1.29	77	79
20-Dec-14	8:25	Rainy	010760	2.7360	2.7438	16314.62	16315.62	1.00	1.36	1.36	1.36	82	96
20-Dec-14	9:37	Rainy	010763	2.7201	2.7264	16315.62	16316.62	1.00	1.36	1.36	1.36	82	77
20-Dec-14	10:45	Rainy	010766	2.7288	2.7331	16316.62	16317.62	1.00	1.36	1.36	1.36	82	53
24-Dec-14	8:35	Cloudy	010508	2.7255	2.7306	16341.62	16342.62	1.00	1.35	1.35	1.35	81	63
24-Dec-14	9:40	Cloudy	010506	2.7410	2.7501	16342.62	16343.62	1.00	1.35	1.35	1.35	81	112
24-Dec-14	10:46	Cloudy	010792	2.7158	2.7252	16343.62	16344.62	1.00	1.40	1.40	1.40	84	112

Graphic Presentation of 1 hour TSP Result

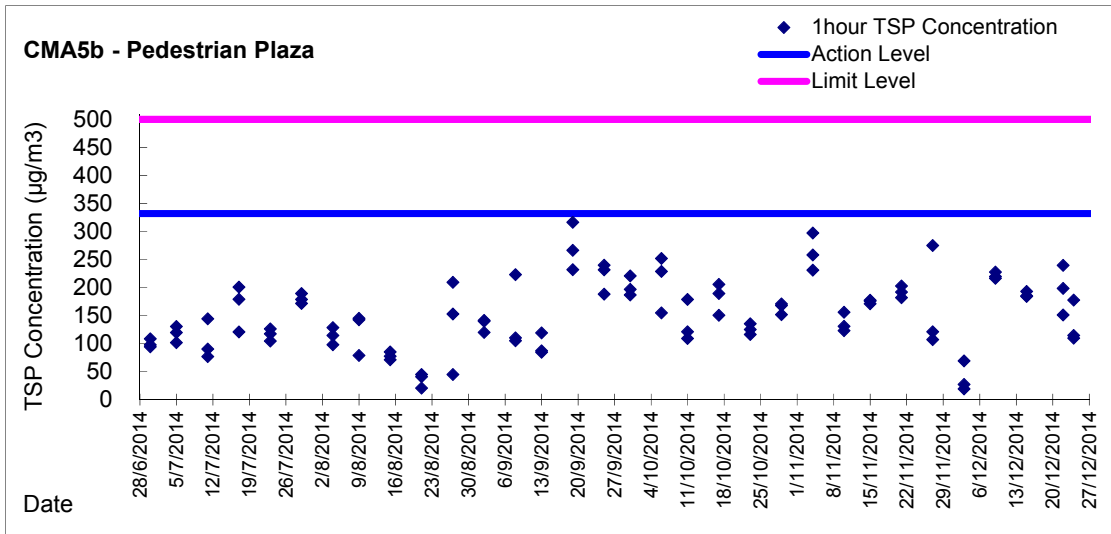




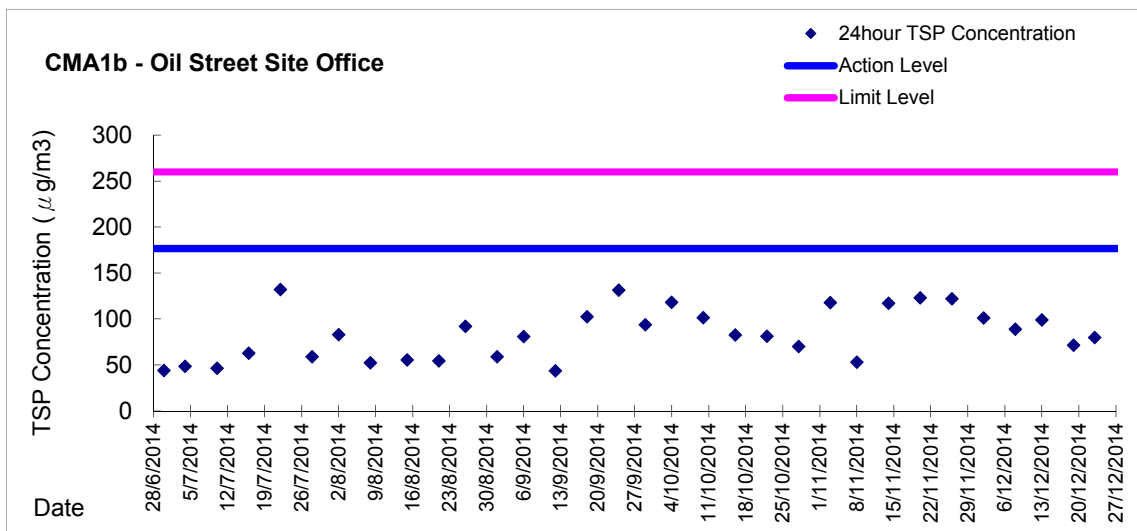
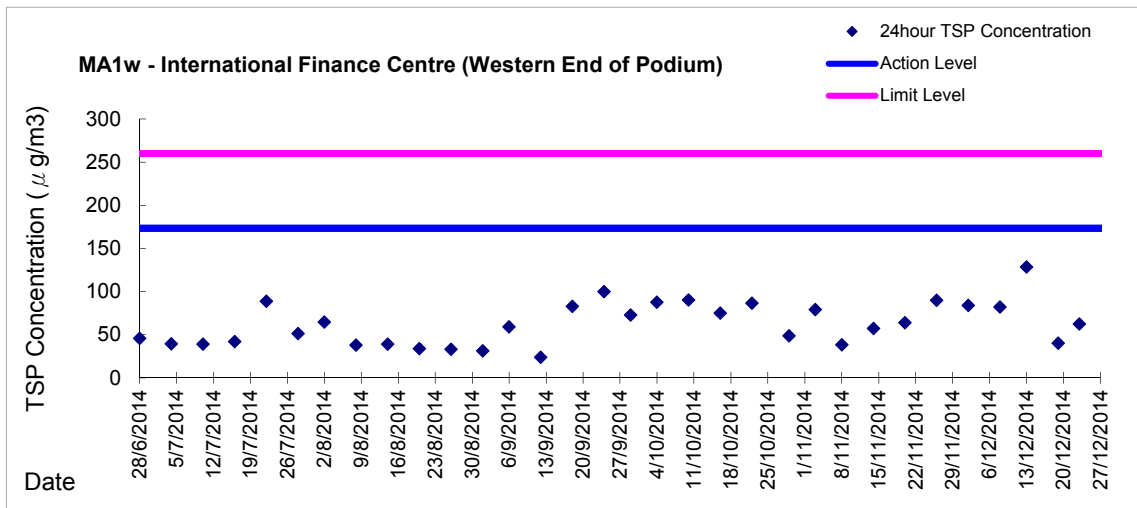
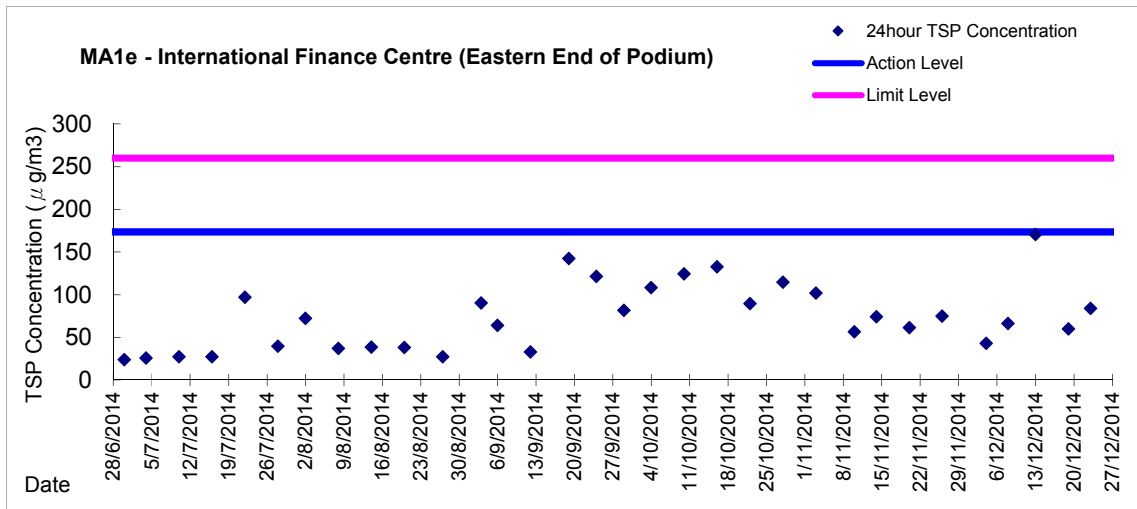
Graphic Presentation of 1 hour TSP Result



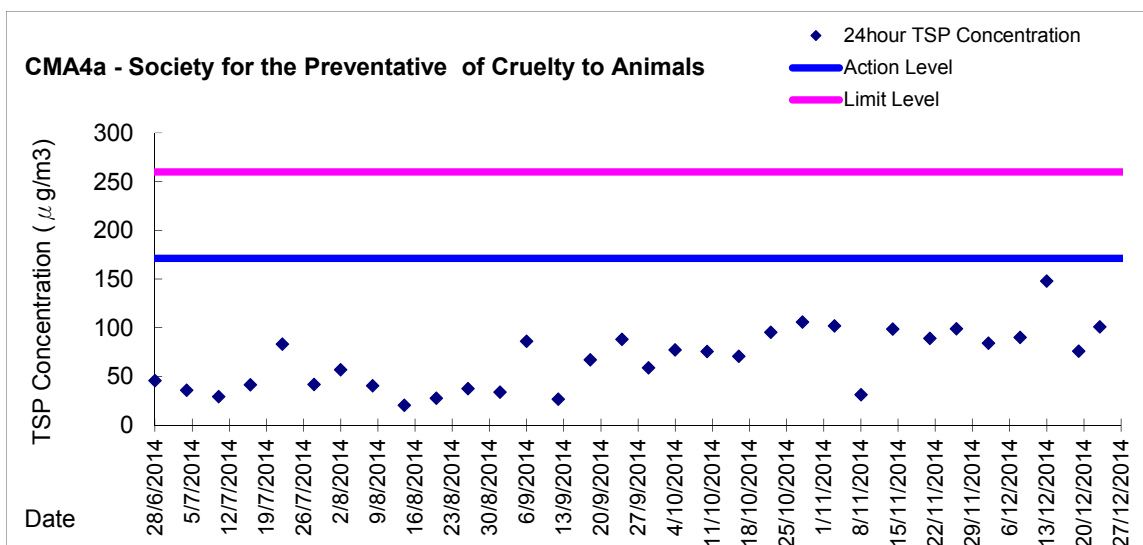
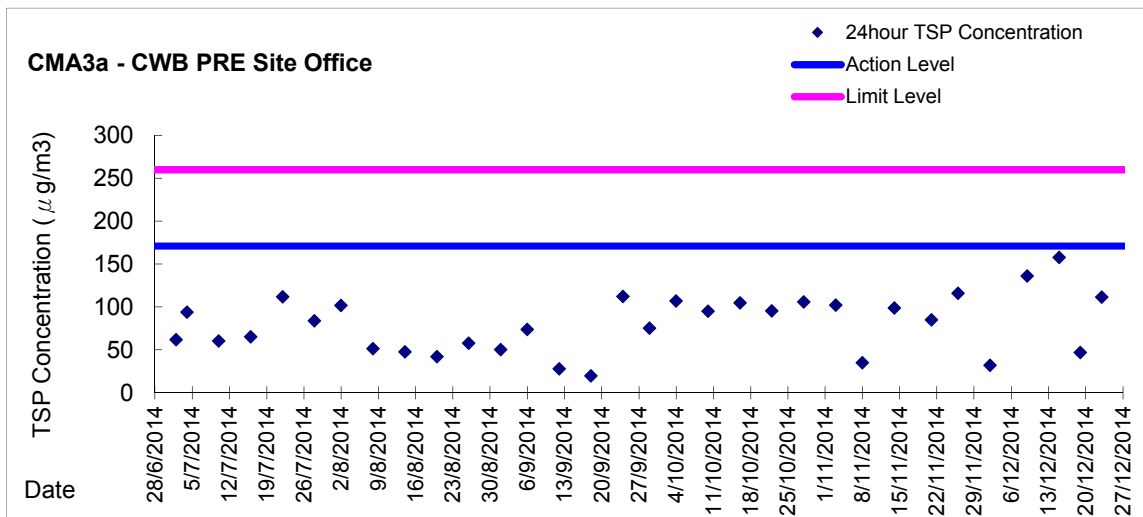
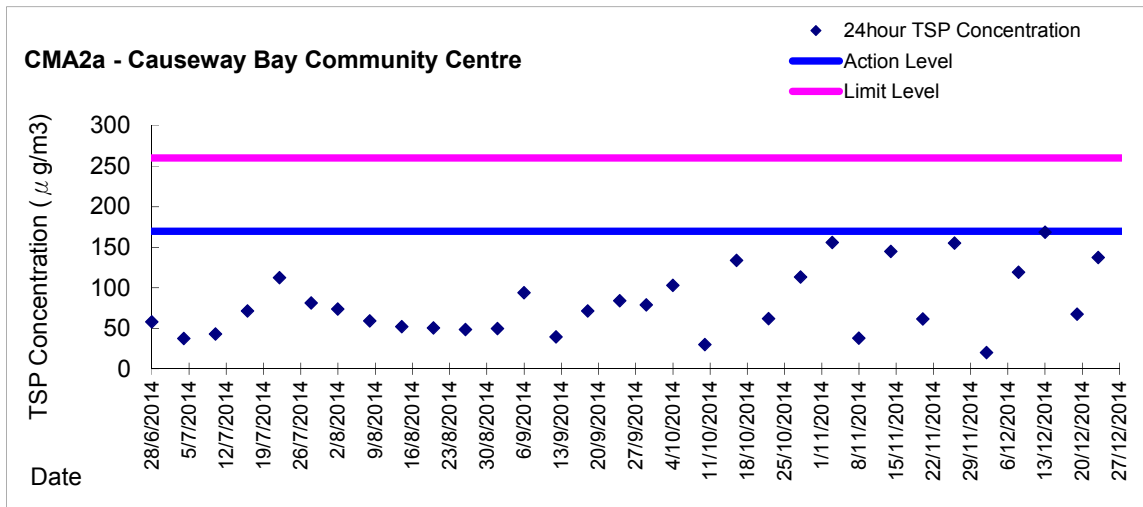
**Graphic Presentation of 1 hour TSP Result**



Graphic Presentation of 24 hour TSP Result



Graphic Presentation of 24 hour TSP Result





Graphic Presentation of 24 hour TSP Result

